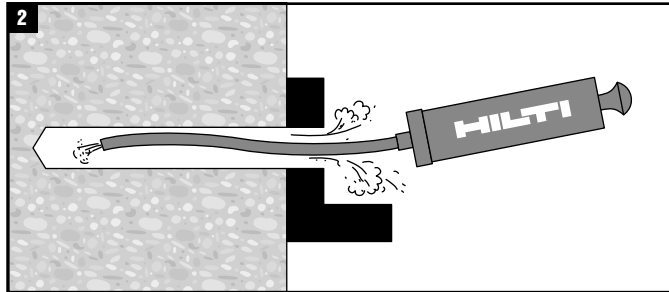
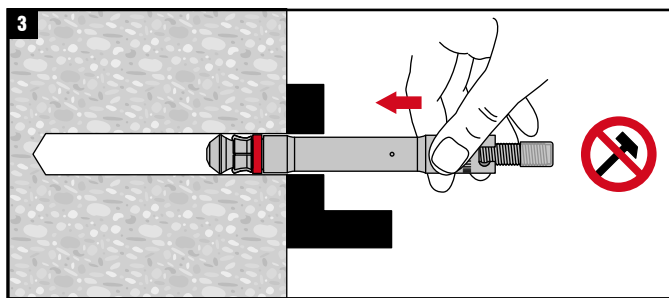
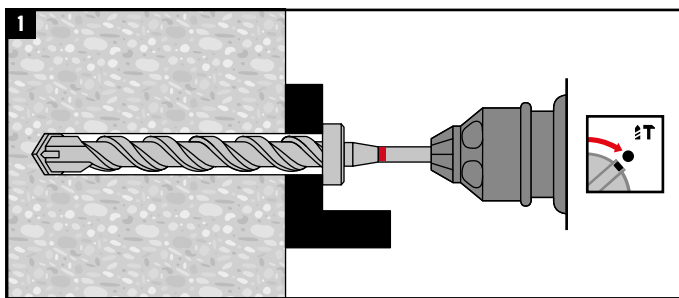


HDA-T	max t <sub>fix</sub> [mm]	d <sub>f</sub> [mm]
HDA-T M10 x 100/20	20	21
HDA-T M12 x 125/30	30	23
HDA-T M12 x 125/50	50	23



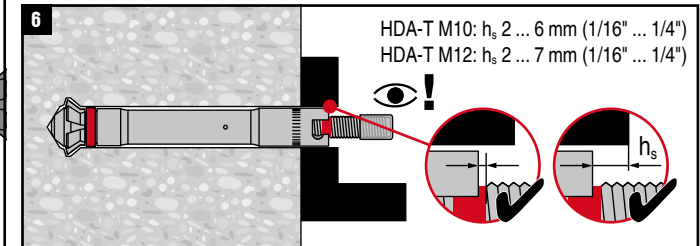
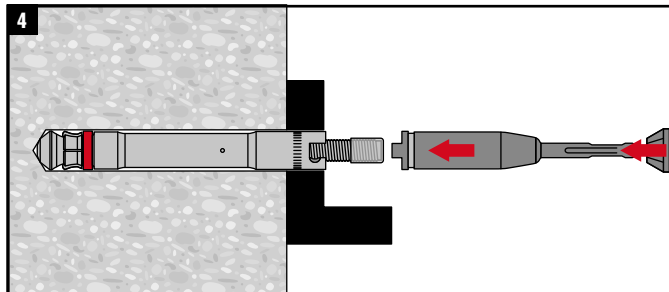
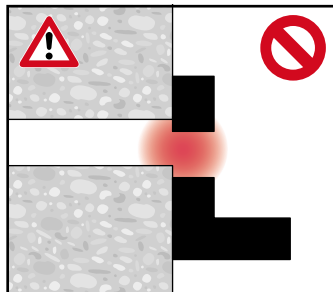
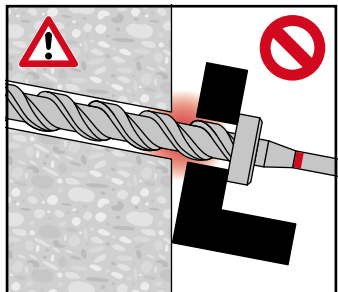
**4.2**

HDA-T	TE-C (SDS max)	TE-Y (SDS max)
HDA-T M10	TE-C-HDA-ST20-M10	TE-Y-HDA-ST20-M10
HDA-T M12	TE-C-HDA-ST22-M12	TE-Y-HDA-ST22-M12



**5**

TE	Setting	Time
TE 25	1 2	10 ... 20 sec (max. 60 sec)
TE 30-A36		10 ... 30 sec (max. 60 sec)
TE 40		10 ... 20 sec (max. 30 sec)
TE 56		10 ... 20 sec (max. 60 sec)
TE 60		10 ... 30 sec (max. 40 sec)



**1.1**

HDA-T	TE-C (SDS max)	TE-Y (SDS max)
HDA-T M10 x 100/20	TE-C-HDA-B 20 x 120	TE-Y-HDA-B 20 x 120
HDA-T M12 x 125/30	TE-C-HDA-B 22 x 155	TE-Y-HDA-B 22 x 155
HDA-T M12 x 125/50	TE-C-HDA-B 22 x 175	TE-Y-HDA-B 22 x 175

**4.1**

HDA-T	TE-C (SDS max)	TE-Y (SDS max)
HDA-T M10	TE 25, TE 30-A, TE 40	TE 56, TE 60
HDA-T M12	TE 25, TE 30-A, TE 40	TE 56, TE 60

**7**

HDA-T	SW	T <sub>inst</sub>
HDA-T M10	17	50 Nm (37 ft-lb)
HDA-T M12	19	80 Nm (59 ft-lb)